

Ventura County Camera Club November 2009

Through The Viewfinder

Next Meeting: *Wed. Nov 11th, -7:00pm*
Chair: *Allyson Barnes*
Judge: *Larry Brambles*
Category: *Minimal (ism)*
Refreshments: *Lenore Bleiberg and Gina Ramsay*

.....
There is no December meeting
next: January 13th, 2010 --category: Symmetry

For more information visit us:
www.VenturaCountyCameraClub.com

About Our Judge

Larry Brambles is a Fine Arts Photographer...a long time in the making. He has created a rare Fine Arts photographic collection of eclectic color photographs depicting ocean piers in California, Oregon, Washington, and even Alaska. His photographs have been taken at all hours of the day featuring each pier's unique personality, and are a tribute as icons of each Beach City it represents along the Pacific Coast. They are a study of light from the piers and shimmering full moons to the purposeful bustling of human interaction about them.

To view just one of these photos can be mesmerizing. When photographing a pier, he singles out one unusual trait that typifies it's own uniqueness. Whether it's a lone fisherman content with solitude, a shimmering moon through pier pilings at 4 AM, or sleeping seagulls lining the pier railings, photographic Fine Art aficionados can immerse themselves into a world not often enjoyed enough. Viewing the array of these Pacific Piers collectively is a rare treat and an insight of how this Fine Arts photographer praises these *Icons of the Pacific*. Larry has just finished a month and a half long one-artist exhibit at *The Gardens of the World* located in Thousand Oaks, and will soon move this exhibit to the brand new *Sespe Gallery* located in Camarillo.

Larry began his photographic odyssey, strangely enough, years ago as a Photographer for the FBI handling assignments from processing bank robbery films to photographing crime scenes, such as the aftermath of the S.L.A. shootout in Los Angeles back in 1974. He continued photographic work with surveillance assignments as a Law Enforcement Detective, a Licensed Private Investigator, and even analyzed photographs as a reserve Naval Intelligence Specialist for a short time.

During the years, he enjoyed photography as a hobby, and when semi-retirement neared, he envisioned a photographic project combining photography and beaches. Having grown up and lived in the West Los Angeles and Santa Monica area, he enjoyed visiting piers including Santa Monica's old P.O.P (Pacific Ocean Park). As he traveled throughout California while working as a Private Investigator, he began to visit local piers and photograph them with a medium format camera using Black & White film. However, due to many factors including technology, he has adapted to the new Digital Photography era and now records all images in color. The enjoyment of this photographic odyssey far outweighed the need of maintaining a Private Investigation Agency which he eventually closed. His Fine Arts photographic journey began in the summer of 2004, and continues today. Some of his photographs can viewed at his web site: www.ILovePacificPiers.com

From The Editor's Desk

I would like to thank our judge from last month, Greg Cooper. He continues to do a great job of educating and encouraging us with his critiques. The club welcomes new member Bill Solis. We are getting geared up for the last (official) meeting of the year. It looks like we are going to have another great year end banquet in January. Thanks to all of the folks who are taking new positions to help out the club. We couldn't do it without you! I'm optimistic...

Allyson Barnes

Very Important Announcement

---- -For the November 11th meeting, please send your digital images to Anne at: ipix4u@verizon.net

Deadline for submission is **Monday, Nov. 9th, 8:00 pm.**

Be sure you have your digital files sized and labeled properly. If you have any doubts, please refer to the rules posted on the website at: www.venturacountycameraclub.com

.....

-----Don't forget to bring your prints merits at the November meeting for the year end judging which will occur on Wednesday, December 9th at 6:30pm. Label them with your name, category (DA), color or B&W and titled just as you see them on the list I e-mailed you.

Help!!!

The year end is approaching quickly and the club does not have a President or Vice President for 2010. If you have any inspiration to lead please come forth. We need you in order for this club to survive and progress. It is everyone's duty to make this club thrive. Without the members's cooperation, VCCC will be no longer.

Monthly Assignment

Jan. 13th, 2010 -- Symmetry /Symmetrical

For Sale

I have a Nikon N70 body; 24mm lens; 35-70 lens; 75-300 lens and a couple Nikon speedlights.

I would like to donate them somewhere that they would be used.

Any suggestions would be appreciated.

Also have a Minolta-16, model P.

I don't think it has ever been used.

Thanks, John Witt

johnburco2@hotmail.com

Banquet

Our banquet will be on Wednesday, January 27th, 2010 at 6pm in the large room. It is a pot luck dinner and the club will provide the main entrees and the drinks. ***The cost is \$5.00*** to cover the cost of the much larger room. If you are planning to attend, please make contact with our banquet committee ladies to tell them what you'll bring:

Kathryn at: kathrynlaub@aol.com;

Marcia at: h2onutts@sbcglobal.net

Gina at: jramsay767@aol.com;

Jean at: compunuts@roadrunner.com

You can bring your own wine and beer if you wish. The evening's presentation will be by Mr. Larry Janss (see bio below). Susannah will be presenting a slide show of the digital winners and the winning prints will be displayed around the room.

The guest speaker for our 2009 Ventura County Camera Club Awards Banquet will be Larry Janss. Janss' initial interest in photography was peaked when, as a teenager, he entered his first portrait in a state-wide student competition and won first place. In 1967 he attended an Ansel Adams Summer Workshop; the first of three summers he would spend with Adams. Thus began frequent visits, assistance in several of Adams projects and a friendship that lasted until Adams death in 1984.

Janss went on to attend the California Institute of the Arts school of film and video and has attended advanced workshops with many of the finest photographers working today, advancing his knowledge and love for the art form. Later he taught beginning and advanced photography for two years at California Lutheran University and continues to conduct private, advanced photographic workshops.

In 1988 Janss was awarded a major commission to produce a photographic interpretation of Ferde Grofe's symphonic masterpiece, the "Grand Canyon Suite" which subsequently premiered in concert with the New West Symphony and was performed in Oxnard, Thousand Oaks and Toronto, Canada.

We are sure you will find Larry's presentation entertaining and informative as he shares "Truth and Lies, My Time With Ansel Adams".

THE DOCTOR IS IN



From the Couch of PhotoFroyd

Photo Froyd would like to wish everybody a very Happy Thanksgiving. This is truly a great time of year where we give thanks for what we have and to those around us that mean so much. With our ability and talents as photographers, we have a special and unique way of preserving these special moments and then presenting them to our friends and family so they can enjoy them as well. I hope the Ventura County Camera Club has inspired you to expand your creativity by seeing better and then capturing these special creative moments for you and others to enjoy. By sharing this creativity you are really giving a part of yourself. With gift giving becoming so commercial these days, isn't it great to be able to give to your friends and family beautifully framed images that you created. This is something you can't buy. It is truly a gift of love.

Part of the holiday season is planning and preparing for the New Year and the challenges and rewards that the new year brings. In photography, we certainly have many challenges. The greatest challenge begins by developing a better grasp on our creative self, the inner you, and then deciding what part of the inner you you want to show other people and how you want to present this to those around you. This is a challenge. The photographic products available to us are our way of taking that "inner you" vision and reproducing it so everybody can see and appreciate what we think is important.

This Holiday season and for the next year, give part of yourself with others by sharing your pictures.

A Happy Thanksgiving to All
Roy Allen

Digital Diva

At last month's slide show judge Greg Cooper remarked on how much he liked the way some members had outlined their digital submissions with a border, this was followed by the query from a member as to how to accomplish this. In this tutorial I will show how to outline your digital submission with a stroke, and also how to make a wider border that looks more like a mat. Please go to my link to see the video tutorial. www.sofaerphotography.com

There, click on "Enter My World-Flash", click on Links, click on "My Photoshop Tutorials", and there you'll find at the top the "Add a Stroke" tutorial. Have fun with it and please check out the other tutorials. The "drop shadow" instruction is on the video.

Susannah Kramer

Digital Diva

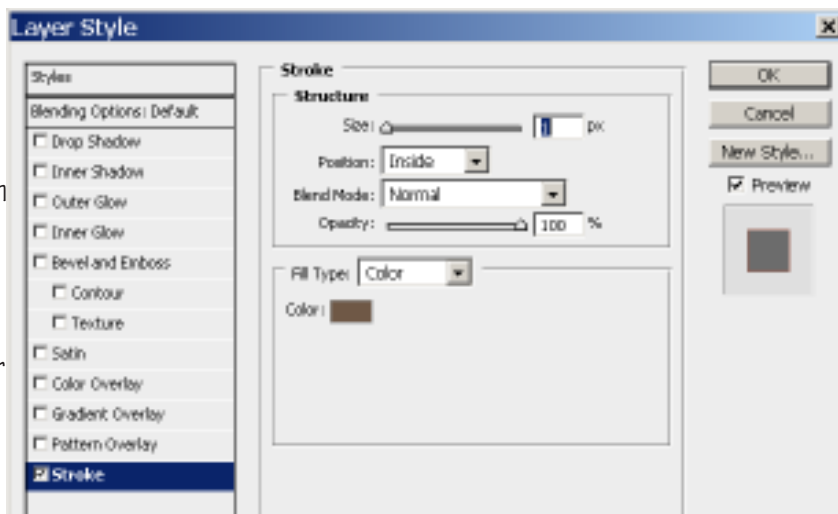
At last month's slide show judge Greg Cooper remarked on how much he liked the way some members had outlined their digital submissions with a border, this was followed by the query from a member as to how to accomplish this. In this tutorial I will show how to outline your digital submission with a stroke, and also how to make a wider border that looks more like a mat.

First the **Stroke**, which is especially useful if you have large areas of black on the edges of your photograph which blend in to the black background when projected.

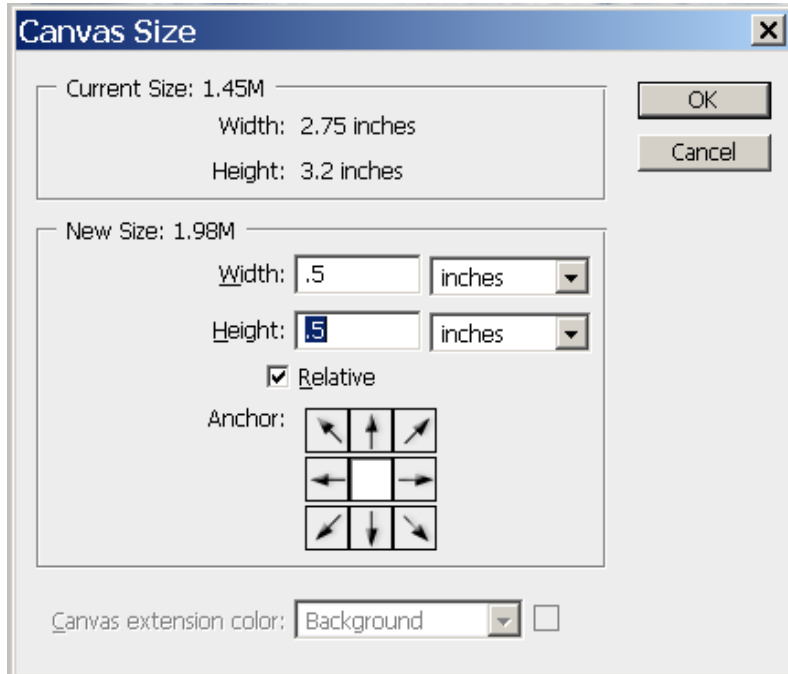


Open your flattened image, it will only have one layer, the background layer, which is not editable, so the first thing to do is to change it to an editable layer. We do this by double clicking on the layer and then saying OK in the resulting dialog box. Now we can add a stroke. Go to the bottom of the layers palette and click on the **fx** symbol and at the bottom of the pop-up menu choose **Stroke**.

If you want a narrow stroke put a size from 1-3 pixels in the **Size** box. Make sure you have chosen **Inside** for the **Position** or your stroke won't show. Click on the color swatch to bring up the **Color Picker** and choose a color from your image. Make sure it will show up against the black projection background. If you don't like the size or color you've chosen, double click on the word **Stroke** next to the eyeball in the layers panel and the **fx** dialog will re-open and you can make any changes you wish. When you are satisfied with the result go to **Layer>Flatten Image** and save it as a **jpg** for competition.



If you want to use a wider border, like a mat, then the Stroke style won't work as it would cover too much of your image. We start the same way by double clicking on the background layer to change it to an editable layer. If you wish to bypass the dialog hold the **Alt/Opt** key down while you click, then hold the **Ctrl/Cmnd** key down while you click on the new layer icon at the bottom of the **Layers Panel** (it's the one next to the trash), this will put a new empty layer under your background layer.



Go to **Image>Canvas Size** and in the following dialog check the **Relative** box and enter the width you want. Don't forget that the size for entry in competition will include this mat and if you make it too big your image will be very small.

I have entered a size of half an inch and because I checked the **Relative** box my border will be the same all the way around.

Your image will now have a checkerboard border around it. To fill it with white press **D** on the keyboard to get the default colors of Black and White, then press **Ctrl-backspace**, Mac **Cmnd-delete** to fill the layer with white.

If you would like to have the bottom border wider than the sides you can use the crop tool. Put a crop around the image and with the bottom layer still active pull the bottom crop handle down. press enter, then ctrl-backspace and you're done. If you want a double or triple border you can add more layers underneath and repeat what you've done.

Don't forget to Flatten the image when you're done to save it as a jpg.

I have given you two ways to increase your canvas size here, one using the Canvas Size dialog and the other using the crop tool.

See you in December,
Susannah



Digital Slide Merits

Assigned

Susannah Kramer -- Hoist
Henrik Lehnerer -- Old-Chevrolet
Henrik Lehnerer -- Old-Train-Bridge
Ron Matson -- Tracks to Nowhere
Gina Ramsay -- Old Iron Pan

Open

Roy Allen -- Disappearing Glacier
Marcia Campbell-- Marcia_Praying Mantas
John Ferritto -- Up and Away
Susannah Kramer -- Nose of the Margerie Glacier
Susannah Kramer -- View from the Long Rifle
Kathryn Laub -- Pumpkin Spider
Patricia Marroquin -- Stellar Lineup
Patricia Marroquin -- Sunset at the Soo Locks
Ron MatsonRon -- Boot with Grasses
Bob Pedersen Bob -- B000
Darrel Priebe Darrel -- Mono Lake Sunset
Randi Seigel -- Five Swans A Swimming

DA

Patricia Marroquin -- In The Belly of the Balloon

Print Merits

Black & White

Hutch Hutchison -- Nature's Arteries

Color

Roy Allen -- Glacier & Mountains
Hutch Hutchison -- Merced River Meadow
Linda Kennon -- Jamie-Will-Travel
Ron Matson -- Three Pears

DA

John Ferritto -- Sail Boat

Digital Assigned



Gina Ramsay -- Old Iron Pan




Henrik Lehnerer -- Old-Train-Bridge



Susannah Kramer -- Hoist



Ron Matson -- Tracks to Nowhere



Henrik Lehnerer -- Old-Chevrolet

Digital Art



Patricia Marroquin -- In The Belly of the Balloon

Digital Open



Randi Seigel -- Five Swans A Swimming



Patricia Marroquin -- Sunset at the Soo Locks



John Ferritto -- Up and Away



Patricia Marroquin -- Stellar Lineup



Ron MatsonRon -- Boot with Grasses



Darrel Priebe Darrel -- Mono Lake Sunset



Bob Pedersen Bob -- B000



Kathryn Laub -- Pumpkin Spider



Susannah Kramer -- Nose of the Margerie Glacier



Roy Allen -- Disappearing Glacier



Marcia Campbell-- Marcia_Praying Mantis



Susannah Kramer -- View from the Long Rifle